



District Report Card: 2017


| | |
|----------------------|--------------------------|
| State: Punjab | District: Patiala |
| Class: 8 | Subject: Language |
| Schools: 51 | Students: 984 |


Participation/Coverage


Students

| | | | | | | | | |
|----------------------------------------------------------------------------------------------------------------|--------|--|-------|--|--------|--|-------|--|
| <div>GENDER</div> <div></div> | Boys | | | | Girls | | | |
| | Number | | % | | Number | | % | |
| | 414 | | 42.07 | | 570 | | 57.93 | |

| | | | | | | | | |
|---------------------------------------------------------------------------------------------------------------|--------|--|-------|--|--------|--|-------|--|
| <div>AREA</div> <div></div> | Rural | | | | Urban | | | |
| | Number | | % | | Number | | % | |
| | 799 | | 81.20 | | 185 | | 18.80 | |

| | | | | | | | | |
|--------------------------------------------------------------------------------------------------------------------|--------|-------|--------|------|--------|-------|--------|-------|
| <div>CATEGORY</div> <div></div> | SC | | ST | | OBC | | GEN | |
| | Number | % | Number | % | Number | % | Number | % |
| | 499 | 50.71 | 5 | 0.51 | 342 | 34.76 | 138 | 14.02 |

| | | | | | | |
|----------------------------------------------------------------------------------------------------------------|----|----|----|------|----|-----|
| <div>CWSN</div> <div></div> | LD | VI | HI | S&LD | ID | Oth |
| | 0 | 4 | 4 | 10 | 2 | 18 |

| | | | | | | | | |
|----------------------------------------------------------------------------------------------------------------------|------------|--|-------|--|------------------|--|------|--|
| <div>Management</div> <div></div> | Government | | | | Government-aided | | | |
| | Number | | % | | Number | | % | |
| | 937 | | 95.22 | | 47 | | 4.78 | |

Average Performance of Students in Language (%)

| Overall | Gender | | Area | | Management | | Social Group | | | |
|---------|--------|--------|-------|-------|------------|-------|--------------|-------|-------|-------|
| | Male | Female | Rural | Urban | Govt. | Aided | SC | ST | OBC | GEN |
| 51.91 | 50.26 | 53.11 | 51.76 | 52.54 | 51.93 | 51.49 | 52.25 | 33.33 | 52.16 | 50.72 |

Performance on Learning Outcomes (LOs)

| Learning Outcomes | Description | Average Performance(%) |
|-------------------|--------------------------------------------------------------------------------------------------------------------------------------------------------|------------------------|
| L813 | Read textual/non-textual materials with comprehension and identifies the details, characters, main idea and sequence of ideas and events while reading | 51.91 |

| Range of Performance of Students who Answered Correctly | | | | | | | |
|---------------------------------------------------------|-------|-----------|-------|-----------|-------|-----------|-------|
| Below 30% | | 30% - 50% | | 50% - 75% | | Above 75% | |
| Number | % | Number | % | Number | % | Number | % |
| 177 | 17.99 | 251 | 25.51 | 424 | 43.09 | 132 | 13.41 |

Lowest Performing Learning Outcomes (LOs)

1 - Read textual/non-textual materials with comprehension and identifies the details, characters, main idea and sequence of ideas and events while reading (51.91)